



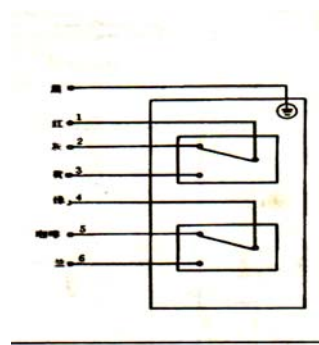
Double Contact Pressure Switches Model: D500/7DZ

The sensor is diaphragm type. It is suitable for general gases and liquid medium. The set point is adjustable, and the range is 0~2.5MPa.

□ Main Technical Performance

Suitable for air, gas, water, Hydraulic oil, lubricating oil and light fuel oil etc.

Working viscosity	<1x10 ⁻³ m ² /s
Switching element	Micro-switches
Protection Class	IP54
Ambient temperature	-5~+40℃
Fluid temperature	0~+90℃
Mounting position	Vertical down(a slope of 15° is allowed)
Vibrations	Max: 20m/s ²
Repeatability Error	≤1.5%
Synchronization error:	≤0.5%(lower switching point *2)
Electrical rating	AC 220V 6A(Resistance) 600VA



Switching Function:
Micro-switch SPDT
Terminals
1-2&4-5: Contacts close on rising pressure
Terminals
1-3&4-6: Contacts open on rising pressure

□ Characteristic date

- Switching pressure difference no adjustable

Adjustable Range MPa (kPa)	Switching pressure difference MPa(kPa)		Max. Allowable Pressure *1 MPa (kPa)	Number of switching cycles Z(1/min)	Pressure sensor materials		Connec tion (internal thread)	Weight kg	Drawing No.	Cat No.
	Lower range MPa(kPa)	Upper range MPa(kPa)			housing	bellow				
(0...2.5)	(0.45)	(0.6)	(50)	10	Galvanized	NBR	G1/4"	1.4	01	0812208
(0...6)	(0.6)	(0.9)								0812508
(0...16)	(0.6)	(1.2)								0812708
(0...25)	(0.6)	(1.35)								0812808
0.005...0.06	0.0045	0.009	1.5	40	Brass	NBR	G1/4"	1.55	02	0814108
0.005...0.1	0.0045	0.015								0814208
0.005...0.16	0.0045	0.018								0814308
0.005...0.25	0.0065	0.225								0814408
0.03...0.4	0.03	0.045	4	40	Brass	NBR	G1/4"	1.25	03	0814508
0.03...0.6	0.045	0.075								0814608
0.05...1	0.045	0.09								0814708
0.1...1.6	0.045	0.18	5	40	Brass	NBR	G1/4"	1.25	03	0814808
0.1...2.5	0.045	0.225								0814908



Remark: 1. In practice work, Even shot pressure peaks must not exceed this value (=max.test pressure)
2. The upper value of synchronization requirements should be indicated in the order.

Switch selection and mounting instructions (The same as switches)

Setting of the switching points (The same as pressure switches)

Accessories

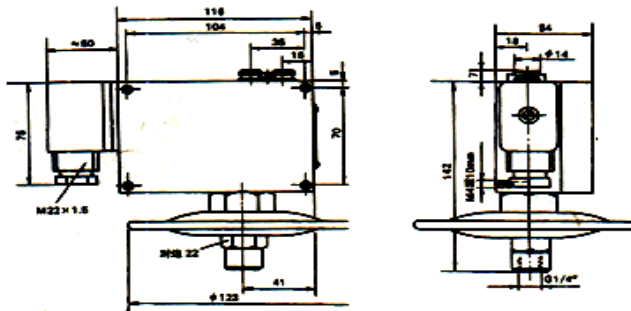
Alternative Cat No.: 0574767, 0574771, 0574772, 0574773

Cat No.0812208~0812808 use the Mounting brackets of Cat No.0574771, the other use 0574772's.

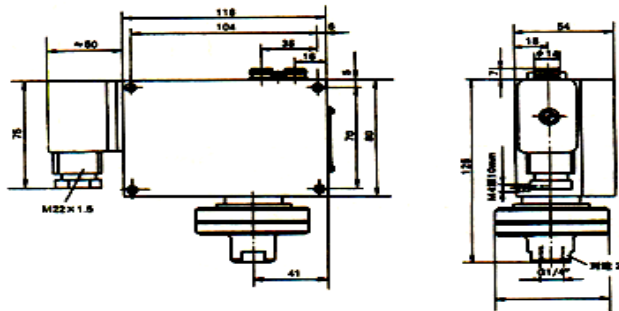
Dimensional drawing

Units: mm

01



02



03

