




# Double Contact Pressure Switches Model: D501/7DZ

The sensor is diaphragm type. It can be suitable for general gases and liquid medium some of which is suitable for corrosive medium. The set point is adjustable, and the range is from 0 to 1MPa.

## □ Main Technical Performance

Suitable for air, gas, water, steam and oil medium.

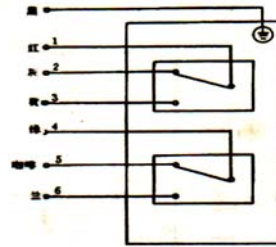
Working viscosity	<1x10 <sup>-3</sup> m <sup>2</sup> /s
Switching element	Micro-switches
Protection Class	IP54
Ambient temperature	-5~+40℃
Fluid temperature	0~+120℃
Mounting position	Vertical down(a slope of 15° is allowed)
Vibrations	Max: 20m/s <sup>2</sup>
Repeatability Error	≤1.5%
Synchronization error:	≤0.5%( lower switching point *2)
Electrical rating	AC 220V 6A(Resistance) 600VA



上海远仪控制器厂有限公司

Tel: (021)56325599 56983311 69927271

Fax: 69927273 http://www.shyuanyi.com



Switching Function:

Micro-switch SPDT

Terminals

1-2&4-5: Contacts close

on rising pressure

Terminals

1-3&4-6: Contacts open

on rising pressure

## □ Characteristic date

### ● Switching pressure difference no adjustable

Adjustable Range MPa	Switching pressure difference MPa		Max. Allowable Pressure *1 MPa	Number of switching cycles Z(1/min)	Pressure sensor materials		Connect ion (internal thread)	Weight kg	Drawing No	Cat No.
	Lower range MPa	Upper Range MPa			housing	bellow				
0...0.01	0.0012	0.0018	0.1	10	Galvanized	00Cr17Ni14M02 (316L)	G1/4"	1.3	01	0815108 0815208 0815308
0...0.025	0.0015	0.003								
0...0.04	0.0015	0.004								
0.05...0.4	0.075	0.09	10	1Cr18Ni9Ti			1.3	02	0813508 0813608 0813708	
0.05...0.6	0.075	0.11								
0.05...1	0.09	0.15								

Remark: 1. In practice work, Even shot pressure peaks must not exceed this value (=max.test pressure).

2. The upper value of synchronization requirements should be indicated in the order.

□ Switch selection and mounting instructions (The same as pressure switches)

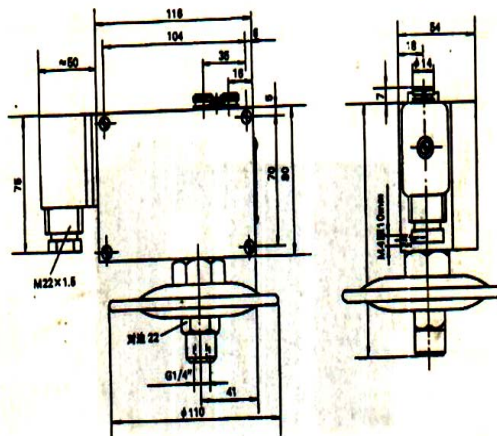
□ Setting of the switching points (The same as pressure switches)



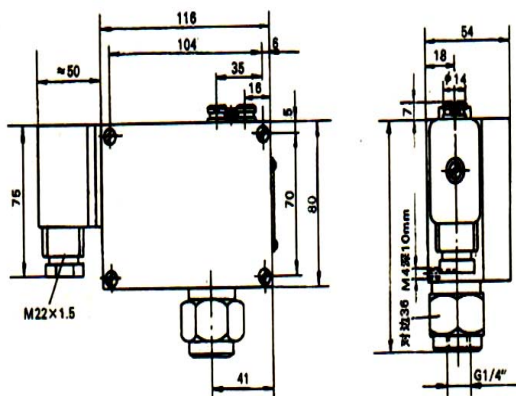
Dimensional drawing

Units: mm

01



02



Accessories

Alternative Cat No.: 0574767, 0574771, 0574772, 0574773

Cat No.0815108~0815308 use the Mounting brackets of Cat No.0574771, the other use 0574772's.